

# 2012 INTERNATIONAL CHAMPIONSHIP SPEED PENTATHLON Seebenstein - AUSTRIA



## RESULTS

4<sup>th</sup> - 7<sup>th</sup> June 2012

# 2012 INTERN. CHAMPIONSHIP Speed Pentathlon



## Seebenstein - Austria





### Total

### Individual men

**ALGE - TIMING**

Seebenstein, 6. June 2012, 16:55

Place	Rank	Name	Nation						Total Points
1	Kpl	VÖLSNER Andreas	AU2 	1074,2	1120,0			942,8	3137,0
2	<b>Kpl</b>	<b>WEBER Markus</b>	AU2 	<b>1081,2</b>	<b>1127,2</b>			<b>907,3</b>	<b>3115,7</b>
3	Kpl	FAIMAN Severin	AU1 	1119,7	1103,2			875,8	3098,7
4	<b>Kpl</b>	<b>HOFER Christian</b>	AU1 	<b>1088,9</b>	<b>1103,2</b>			<b>879,5</b>	<b>3071,6</b>
5	SSgt	TITZE Sebastian	GER 	1002,8	1038,4			958,0	2999,2
6	<b>SSgt</b>	<b>BERTHOLD Sebastian</b>	<b>GER</b> 	<b>1004,9</b>	<b>1060,0</b>			<b>910,5</b>	<b>2975,4</b>
7	Kpl	MOSER Patrick	AU2 	1071,4	1057,6			821,2	2950,2
8	<b>Zgf</b>	<b>DEPIL Andreas</b>	AU1 	<b>967,9</b>	<b>1120,0</b>			<b>859,0</b>	<b>2946,9</b>
9	LCpl	PICKA Matej	CZE 	972,7	1117,6			848,4	2938,7
10	<b>2.Sgt</b>	<b>PUT Janusz</b>	<b>POL</b> 	<b>1028,0</b>	<b>1019,2</b>			<b>887,8</b>	<b>2935,0</b>
11	1.Kpl	PLOEM Raymond	NED 	1019,6	1069,6			824,2	2913,4
12	<b>SSgt</b>	<b>GRAEWE Christian</b>	<b>GER</b> 	<b>978,3</b>	<b>1117,6</b>			<b>772,7</b>	<b>2868,6</b>
13	Kpl	CRUYSBERGHS Dirk	BEL 	935,6	1093,6			829,0	2858,2
14	<b>1.Sgt</b>	<b>BUSSENS Jorn</b>	<b>BEL</b> 	<b>965,0</b>	<b>947,2</b>			<b>901,0</b>	<b>2813,2</b>
15	Cpl	ROZSYPAL Jakob	CZE 	943,3	997,6			831,6	2772,5
16	<b>2.Lt</b>	<b>TOSIC Branislav</b>	<b>SRB</b> 	<b>902,7</b>	<b>1002,4</b>			<b>832,0</b>	<b>2737,1</b>
17	1.Sdt	PLATTEAU Bram	BEL 	993,0	863,2			878,0	2734,2
18	<b>WO3</b>	<b>LIBRA Milos</b>	<b>CZE</b> 	<b>888,7</b>	<b>1050,4</b>			<b>778,4</b>	<b>2717,5</b>
19	1.Sdt	VAN CHAZE Tom	BEL 	969,2	882,4			833,4	2685,0
20	<b>Lt</b>	<b>DJURIC Srdjan</b>	<b>SRB</b> 	<b>865,6</b>	<b>937,6</b>			<b>864,8</b>	<b>2668,0</b>
21	StSgt	ANDJELKOVIC Dalibor	SRB 	886,6	983,2			793,4	2663,2
22	<b>SSgt</b>	<b>SUROVEC Zdenek</b>	<b>CZE</b> 	<b>864,2</b>	<b>925,6</b>			<b>829,8</b>	<b>2619,6</b>
23	Sgt	MEMELINK Mark	NED 	810,3	899,2			745,9	2455,4

Announced: 23  
Not Scored: 0 ()  
Scored: 23

CSC Secretary:

  
(RAUDNER, Mr)

# 2012 INTERN. CHAMPIONSHIP

## Speed Pentathlon

### Seebenstein - Austria

## Total

### Team men



**ALGE - TIMING**

Seebenstein, 6. June 2012, 16:56

		T E A M							Points	Total Points
		Name								
<b>1</b>		Kpl	VÖLSNER Andreas	0,0	1074,2	1120,0	0,0	942,8	3137,0	9202,9
		Kpl	WEBER Markus	0,0	1081,2	1127,2	0,0	907,3	3115,7	
		Kpl	MOSER Patrick	0,0	1071,4	1057,6	0,0	821,2	2950,2	
<b>2</b>		Kpl	FAIMAN Severin	0,0	1119,7	1103,2	0,0	875,8	3098,7	9117,2
		Kpl	HOFER Christian	0,0	1088,9	1103,2	0,0	879,5	3071,6	
		Zgf	DEPIL Andreas	0,0	967,9	1120,0	0,0	859,0	2946,9	
<b>3</b>		SSgt	TITZE Sebastian	0,0	1002,8	1038,4	0,0	958,0	2999,2	8843,2
		SSgt	BERTHOLD Sebastian	0,0	1004,9	1060,0	0,0	910,5	2975,4	
		SSgt	GRAEWE Christian	0,0	978,3	1117,6	0,0	772,7	2868,6	
<b>4</b>		Kpl	CRUYSBERGHS Dirk	0,0	935,6	1093,6	0,0	829,0	2858,2	8405,6
		1.Sgt	BUSSENS Jorn	0,0	965,0	947,2	0,0	901,0	2813,2	
		1.Sdt	PLATTEAU Bram	0,0	993,0	863,2	0,0	878,0	2734,2	
		1.Sdt	VAN CHAZE Tom	0,0	969,2	882,4	0,0	833,4	2685,0	
<b>5</b>		LCpl	PICKA Matej	0,0	972,7	1117,6	0,0	848,4	2938,7	8275,8
		WO3	LIBRA Milos	0,0	888,7	1050,4	0,0	778,4	2717,5	
		SSgt	SUROVEC Zdenek	0,0	864,2	925,6	0,0	829,8	2619,6	
<b>6</b>		2.Lt	TOSIC Branislav	0,0	902,7	1002,4	0,0	832,0	2737,1	8068,3
		Lt	DJURIC Srdjan	0,0	865,6	937,6	0,0	864,8	2668,0	
		StSgt	ANDJELKOVIC Dalibor	0,0	886,6	983,2	0,0	793,4	2663,2	

Announced: 6 Teams  
 Disqual.(Team): 0 ()  
 Scored: 6 Teams

CSC Secretary

(RAUDNER,Mr)

# 2012 INTERN. CHAMPIONSHIP Speed Pentathlon



## Seebenstein - Austria











### Total



#### Newcomer men

**ALGE - TIMING**

Seebesntein, 6. June 2012, 15:00

Place	Rank	Name	Nation						Total Points
1	1.Sgt	BUSSENS Jorn	BEL 	965,0	947,2	901,0	2813,2		
2	Cpl	ROZSYPAL Jakob	CZE 	943,3	997,6	831,6	2772,5		
3	1.Sdt	PLATTEAU Bram	BEL 	993,0	863,2	878,0	2734,2		
4	1.Sdt	VAN CHAZE Tom	BEL 	969,2	882,4	833,4	2685,0		
5	Sgt	MEMELINK Mark	NED 	810,3	899,2	745,9	2455,4		



Announced: 5  
Not Scored: 0 ()  
Scored: 5

CSC Secretary:

  
(RAUDNER,Mr)

# 2012 INTERN. CHAMPIONSHIP Speed Pentathlon



## Seebenstein - Austria Obstacle Run Individual men



**ALGE - TIMING**

Seebesntein, 6. June 2012, 12:30

Place	Rank	Name	Nation	Time	Penalty	Points
1	Kpl	FAIMAN Severin	AU1	2:22,9		1119,7
2	<b>Kpl</b>	<b>HOFER Christian</b>	AU1	<b>2:27,3</b>		<b>1088,9</b>
3	Kpl	WEBER Markus	AU2	2:28,4		1081,2
4	<b>Kpl</b>	<b>VÖLSNER Andreas</b>	AU2	<b>2:29,4</b>		<b>1074,2</b>
5	Kpl	MOSER Patrick	AU2	2:29,8		1071,4
6	<b>2.Sgt</b>	<b>PUT Janusz</b>	POL	<b>2:36,0</b>		<b>1028,0</b>
7	1.Kpl	PLOEM Raymond	NED	2:37,2		1019,6
8	<b>SSgt</b>	<b>BERTHOLD Sebastian</b>	GER	<b>2:39,3</b>		<b>1004,9</b>
9	SSgt	TITZE Sebastian	GER	2:39,6		1002,8
10	<b>1.Sdt</b>	<b>PLATTEAU Bram</b>	BEL	<b>2:41,0</b>		<b>993,0</b>
11	SSgt	GRAEWE Christian	GER	2:43,1		978,3
12	<b>LCpl</b>	<b>PICKA Matej</b>	CZE	<b>2:43,9</b>		<b>972,7</b>
13	1.Sdt	VAN CHAZE Tom	BEL	2:44,4		969,2
14	<b>Zgf</b>	<b>DEPIL Andreas</b>	AU1	<b>2:30,3</b>	<b>100,0</b>	<b>967,9</b>
15	1.Sgt	BUSSENS Jorn	BEL	2:45,0		965,0
16	<b>Cpl</b>	<b>ROZSYPAL Jakob</b>	CZE	<b>2:48,1</b>		<b>943,3</b>
17	Kpl	CRUYSBERGHS Dirk	BEL	2:49,2		935,6
18	<b>2.Lt</b>	<b>TOSIC Branislav</b>	SRB	<b>2:53,9</b>		<b>902,7</b>
19	WO3	LIBRA Milos	CZE	2:55,9		888,7
20	<b>StSgt</b>	<b>ANDJELKOVIC Dalibor</b>	SRB	<b>2:56,2</b>		<b>886,6</b>
21	Lt	DJURIC Srdjan	SRB	2:59,2		865,6
22	<b>SSgt</b>	<b>SUROVEC Zdenek</b>	CZE	<b>2:59,4</b>		<b>864,2</b>
23	Sgt	MEMELINK Mark	NED	3:07,1		810,3

Announced: 23

Not Scored: 0 ( )

Scored: 23

CSC Secretary

(RAUDNER,Mr)

# 2012 INTERN. CHAMPIONSHIP Speed Pentathlon



## Seebenstein - Austria Obstacle Swimming Individual men



**ALGE - TIMING**

Seebesntein, 6. June 2012, 9:31

Place	Rank	Name	Nation	Time	Penalty	Points
1	Kpl	WEBER Markus	AU2	26,2		1127,2
2	Zgf	DEPIL Andreas	AU1	<b>26,5</b>		<b>1120,0</b>
	Kpl	VÖLSNER Andreas	AU2	26,5		1120,0
4	SSgt	GRAEWE Christian	GER	<b>26,6</b>		<b>1117,6</b>
	LCpl	PICKA Matej	CZE	26,6		1117,6
6	Kpl	FAIMAN Severin	AU1	<b>27,2</b>		<b>1103,2</b>
	Kpl	HOFER Christian	AU1	27,2		1103,2
8	Kpl	CRUYBERGHS Dirk	BEL	<b>27,6</b>		<b>1093,6</b>
9	1.Kpl	PLOEM Raymond	NED	28,6		1069,6
10	SSgt	BERTHOLD Sebastian	GER	<b>29,0</b>		<b>1060,0</b>
11	Kpl	MOSER Patrick	AU2	29,1		1057,6
12	WO3	LIBRA Milos	CZE	<b>29,4</b>		<b>1050,4</b>
13	SSgt	TITZE Sebastian	GER	29,9		1038,4
14	2.Sgt	PUT Janusz	POL	<b>30,7</b>		<b>1019,2</b>
15	2.Lt	TOSIC Branislav	SRB	31,4		1002,4
16	Cpl	ROZYPAL Jakob	CZE	<b>31,6</b>		<b>997,6</b>
17	StSgt	ANDJELKOVIC Dalibor	SRB	32,2		983,2
18	1.Sgt	BUSSENS Jorn	BEL	<b>33,7</b>		<b>947,2</b>
19	Lt	DJURIC Srdjan	SRB	34,1		937,6
20	SSgt	SUROVEC Zdenek	CZE	<b>34,6</b>		<b>925,6</b>
21	Sgt	MEMELINK Mark	NED	35,7		899,2
22	1.Sdt	VAN CHAZE Tom	BEL	<b>36,4</b>		<b>882,4</b>
23	1.Sdt	PLATTEAU Bram	BEL	37,2		863,2

Announced: 23

Not Scored: 0 ( )

Scored: 23

CSC Secretary

(RAUDNER, Mr)

# 2012 INTERN. CHAMPIONSHIP

## Speed Pentathlon

### Seebenstein - Austria

## Cross Country

### Individual men



**ALGE - TIMING**

Seebesntein, 6. June 2012, 16:55

Place	Rank	Name	Nation	(1)	(2)	(3)	(4)	(5)	(6)	(7)	(8)	Time	Penalty	Points
1	SSgt	TITZE Sebastian	GER									14:42,0		958,0
2	<b>Kpl</b>	<b>VÖLSNER Andreas</b>	AU2									<b>14:57,2</b>		<b>942,8</b>
3	SSgt	BERTHOLD Sebastian	GER									15:29,5		910,5
4	<b>Kpl</b>	<b>WEBER Markus</b>	AU2									<b>15:32,7</b>		<b>907,3</b>
5	1.Sgt	BUSSENS Jorn	BEL									15:39,0		901,0
6	<b>2.Sgt</b>	<b>PUT Janusz</b>	POL									<b>15:52,2</b>		<b>887,8</b>
7	Kpl	HOFER Christian	AU1									16:00,5		879,5
8	<b>1.Sdt</b>	<b>PLATTEAU Bram</b>	BEL									<b>16:02,0</b>		<b>878,0</b>
9	Kpl	FAIMAN Severin	AU1									16:04,2		875,8
10	<b>Lt</b>	<b>DJURIC Srdjan</b>	SRB									<b>16:15,2</b>		<b>864,8</b>
11	Zgf	DEPIL Andreas	AU1									16:21,0		859,0
12	<b>LCpl</b>	<b>PICKA Matej</b>	CZE									<b>16:31,6</b>		<b>848,4</b>
13	1.Sdt	VAN CHAZE Tom	BEL									16:46,6		833,4
14	<b>2.Lt</b>	<b>TOSIC Branislav</b>	SRB									<b>16:48,0</b>		<b>832,0</b>
15	Cpl	ROZSYPAL Jakob	CZE									16:48,4		831,6
16	<b>SSgt</b>	<b>SUROVEC Zdenek</b>	CZE									<b>16:50,2</b>		<b>829,8</b>
17	Kpl	CRUYBERGHS Dirk	BEL									16:51,0		829,0
18	<b>1.Kpl</b>	<b>PLOEM Raymond</b>	NED									<b>16:55,8</b>		<b>824,2</b>
19	Kpl	MOSER Patrick	AU2									16:58,8		821,2
20	<b>StSgt</b>	<b>ANDJELKOVIC Dalibor</b>	SRB									<b>17:26,6</b>		<b>793,4</b>
21	WO3	LIBRA Milos	CZE									17:41,6		778,4
22	<b>SSgt</b>	<b>GRAEWE Christian</b>	GER									<b>17:47,3</b>		<b>772,7</b>
23	Sgt	MEMELINK Mark	NED									18:14,1		745,9

Announced: 23  
 Not Scored: 0 ( )  
 Scored: 23

CSC Secretary

  
 (RAUDNER, Mr)



# 2012 INTERN. CHAMPIONSHIP Speed Pentathlon















## Seebenstein - Austria Total



### Individual women

ALGE - TIMING

Seebenstein, 6. June 2012, 15:00

Place	Rank	Name	Nation						Total Points
1	Sgt	HUMBLET-LIEVAART Anouska	NED 	1028,0	1098,4		940,9		3067,3
2	Sgt	JANATOVA Marketa	CZE 	864,2	1009,6		895,4		2769,2
3	Cpt	BRULS Cindy	NED 	941,2	1021,6		787,9		2750,7
4	Cpl	SKALOVA Martina	CZE 	892,2	935,2		846,5		2673,9
5	1.Lt	BAKKER Jindra	NED 	839,7	1036,0		716,6		2592,3
6	2.Lt	OPRAVILOVA Jitka	CZE 	795,6	990,4		699,9		2485,9
7	Sgt	KOK Jorien	NED 	526,1	875,2		772,9		2174,2

Announced: 7

Not Scored: 0 ( )

Scored: 7

CSC Secretary:

  
(RAUDNER, Mr)



# 2012 INTERN. CHAMPIONSHIP Speed Pentathlon



## Seebenstein - Austria Total



### Team women

**ALGE - TIMING**

Seebenstein, 6. June 2012, 15:00

		T E A M							Points	Total Points
		Name								
<b>1</b>		Sgt	HUMBLET-LIEVAART Anouska	0,0	1028,0	1098,4	0,0	940,9	3067,3	7992,2
		Cpt	BRULS Cindy	0,0	941,2	1021,6	0,0	787,9	2750,7	
		Sgt	KOK Jorien	0,0	526,1	875,2	0,0	772,9	2174,2	
<b>2</b>		Sgt	JANATOVA Marketa	0,0	864,2	1009,6	0,0	895,4	2769,2	7929,0
		Cpl	SKALOVA Martina	0,0	892,2	935,2	0,0	846,5	2673,9	
		2.Lt	OPRAVILOVA Jitka	0,0	795,6	990,4	0,0	699,9	2485,9	

Announced: 2 Teams

Disqual.(Team): 0 ( )

Scored: 2 Teams

CSC Secretary

(RAUDNER,Mr)

# 2012 INTERN. CHAMPIONSHIP Speed Pentathlon



## Seebenstein - Austria Total



### Newcomer women

**ALGE - TIMING**

Seebenstein, 6. June 2012, 15:00

Place	Rank	Name	Nation						Total Points
1	Sgt	KOK Jorien	NED 	526,1	875,2	772,9	2174,2		



Announced: 1  
Not Scored: 0 ()  
Scored: 1

CSC Secretary:

  
(RAUDNER,Mr)

# 2012 INTERN. CHAMPIONSHIP Speed Pentathlon





## Seebenstein - Austria Obstacle Swimming Individual women



**ALGE - TIMING**

Seebenstein, 6. June 2012, 9:08

Place	Rank	Name	Nation	Time	Penalty	Points
1	Sgt	HUMBLET-LIEVAART Anouska	NED 	30,9		1098,4
2	<b>1.Lt</b>	<b>BAKKER Jindra</b>	<b>NED</b> 	<b>33,5</b>		<b>1036,0</b>
3	Cpt	BRULS Cindy	NED 	34,1		1021,6
4	<b>Sgt</b>	<b>JANATOVA Marketa</b>	<b>CZE</b> 	<b>34,6</b>		<b>1009,6</b>
5	2.Lt	OPRAVILOVA Jitka	CZE 	35,4		990,4
6	<b>Cpl</b>	<b>SKALOVA Martina</b>	<b>CZE</b> 	<b>37,7</b>		<b>935,2</b>
7	Sgt	KOK Jorien	NED 	40,2		875,2

Announced: 7

Not Scored: 0 ( )

Scored: 7

CSC Secretary

  
(RAUDNER, Mr)

# 2012 INTERN. CHAMPIONSHIP Speed Pentathlon






## Seebenstein - Austria Obstacle Run Individual women



**ALGE - TIMING**

Seebenstein, 6. June 2012, 12:00

Place	Rank	Name	Nation	Time	Penalty	Points
1	Sgt	HUMBLET-LIEVAART Anouska	NED 	2:36,0		1028,0
2	Cpt	BRULS Cindy	NED 	2:48,4		941,2
3	Cpl	SKALOVA Martina	CZE 	2:55,4		892,2
4	Sgt	JANATOVA Marketa	CZE 	2:59,4		864,2
5	1.Lt	BAKKER Jindra	NED 	3:02,9		839,7
6	2.Lt	OPRAVILOVA Jitka	CZE 	3:09,2		795,6
7	Sgt	KOK Jorien	NED 	3:47,7		526,1

Announced: 7  
Not Scored: 0 ()  
Scored: 7

CSC Secretary

  
(RAUDNER, Mr)

# 2012 INTERN. CHAMPIONSHIP

## Speed Pentathlon

### Seebenstein - Austria

## Cross Country

### Individual women



**ALGE - TIMING**

Seebenstein, 6. June 2012, 15:00


Place	Rank	Name	Nation	(1)	(2)	(3)	(4)	Time	Penalty	Points
1	Sgt	HUMBLET-LIEVAART Anouska	NED					17:29,1		940,9
2	Sgt	JANATOVA Marketa	CZE					<b>18:14,6</b>		<b>895,4</b>
3	Cpl	SKALOVA Martina	CZE					19:03,5		846,5
4	Cpt	BRULS Cindy	NED					<b>20:02,1</b>		<b>787,9</b>
5	Sgt	KOK Jorien	NED					20:17,1		772,9
6	1.Lt	BAKKER Jindra	NED					<b>21:13,4</b>		<b>716,6</b>
7	2.Lt	OPRAVILOVA Jitka	CZE					21:30,1		699,9



Announced: 7  
 Not Scored: 0 ( )  
 Scored: 7

CSC Secretary

(RAUDNER, Mr)



# Competition Shooting Results

Software by  
TAURUS-SOFT Systemtechnik  
D 83620 Feldkirchen

**HoRa Systemtechnik GmbH**  
Chiemseestraße 26 D83093 Bad Endorf  
Tel +49 (0)8053 49043  
Fax +49 (0)8053 49053  
e-mail: info@hora2000.de  
http://www.hora2000.de

training\_20120606\_135106 06.06.2012

Seite 1

## 21 HUMBLET-LIEVAART Ano

F	R	M	St	1S	2S	3S	4S	5S	6S	7S	8S	SchZt	LaufZt	v [m/s]	Schußbild
													14:01:11.5		START
4	1	S	1	18.7	18.7	18.7	18.7	18.7	===	===	===	00:59.4	00:09:04.9	2.44	④ ● ● ● ●
												00:59.4	00:09:04.9	2.44	TOTAL

## 22 BRULS Cindy

F	R	M	St	1S	2S	3S	4S	5S	6S	7S	8S	SchZt	LaufZt	v [m/s]	Schußbild
													14:01:14.3		START
4	1	S	4	12.4	12.4	12.4	12.4	12.4	===	===	===	00:50.2	00:12:05.4	1.83	● ● ● ● ⑤
												00:50.2	00:12:05.4	1.83	TOTAL

## 23 BAKKER Jindra

F	R	M	St	1S	2S	3S	4S	5S	6S	7S	8S	SchZt	LaufZt	v [m/s]	Schußbild
													14:01:16.7		START
4	1	S	1	17.5	17.5	17.5	17.5	17.5	===	===	===	01:04.0	00:13:35.4	1.63	● ② ● ● ●
												01:04.0	00:13:35.4	1.63	TOTAL

## 24 JANATOVA Marketa

F	R	M	St	1S	2S	3S	4S	5S	6S	7S	8S	SchZt	LaufZt	v [m/s]	Schußbild
													14:01:18.5		START
2	1	S	8	13.9	13.9	13.9	13.9	13.9	===	===	===	00:49.1	00:13:37.1	1.63	● ● ③ ④ ⑤
												00:49.1	00:13:37.1	1.63	TOTAL

## 25 SKALOVA Martina

F	R	M	St	1S	2S	3S	4S	5S	6S	7S	8S	SchZt	LaufZt	v [m/s]	Schußbild
													14:01:20.6		START
3	1	S	9	15.7	15.7	15.7	15.7	15.7	===	===	===	00:47.9	00:14:02.6	1.58	⑤ ● ● ② ●
												00:47.9	00:14:02.6	1.58	TOTAL

## 26 OPRAVILOVA Jitka

F	R	M	St	1S	2S	3S	4S	5S	6S	7S	8S	SchZt	LaufZt	v [m/s]	Schußbild
													14:01:22.4		START
4	1	S	9	10.3	10.3	10.3	10.3	10.3	===	===	===	00:44.6	00:15:19.1	1.45	● ● ● ④ ●
												00:44.6	00:15:19.1	1.45	TOTAL

## 27 KOK Jorien

F	R	M	St	1S	2S	3S	4S	5S	6S	7S	8S	SchZt	LaufZt	v [m/s]	Schußbild
													14:01:24.7		START
3	1	S	3	28.4	28.4	28.4	28.4	28.4	===	===	===	01:03.0	00:21:26.9	1.03	● ① ② ● ●
												01:03.0	00:21:26.9	1.03	TOTAL

## 101 FAIMAN Severin

F	R	M	St	1S	2S	3S	4S	5S	6S	7S	8S	SchZt	LaufZt	v [m/s]	Schußbild
													14:01:26.8		START
4	1	S	5	9.4	9.4	9.4	9.4	9.4	===	===	===	00:32.7	00:13:12.3	0.00	① ●●●●●
												00:32.7	00:13:12.3	0.00	TOTAL

## 102 WEBER Markus

F	R	M	St	1S	2S	3S	4S	5S	6S	7S	8S	SchZt	LaufZt	v [m/s]	Schußbild
													14:01:28.3		START
3	1	S	3	14.5	14.5	14.5	14.5	14.5	===	===	===	00:43.4	00:13:36.6	0.00	① ●●●●⑤
												00:43.4	00:13:36.6	0.00	TOTAL

## 103 VÖLSNER Andreas

F	R	M	St	1S	2S	3S	4S	5S	6S	7S	8S	SchZt	LaufZt	v [m/s]	Schußbild
													14:01:30.2		START
3	1	S	4	3.9	3.9	3.9	3.9	3.9	===	===	===	00:34.8	00:13:45.2	0.00	●②⑤●●●
												00:34.8	00:13:45.2	0.00	TOTAL

## 104 HOFER Christian

F	R	M	St	1S	2S	3S	4S	5S	6S	7S	8S	SchZt	LaufZt	v [m/s]	Schußbild
													14:01:32.0		START
5	1	S	6	9.6	9.6	9.6	9.6	9.6	===	===	===	00:34.8	00:13:30.0	0.00	●●●●●●
												00:34.8	00:13:30.0	0.00	TOTAL

## 105 MOSER Patrick

F	R	M	St	1S	2S	3S	4S	5S	6S	7S	8S	SchZt	LaufZt	v [m/s]	Schußbild
													14:01:33.7		START
4	1	S	3	14.2	14.2	14.2	14.2	14.2	===	===	===	00:41.7	00:14:58.4	0.00	●●●●●⑤
												00:41.7	00:14:58.4	0.00	TOTAL

## 106 GRAEWE Christian

F	R	M	St	1S	2S	3S	4S	5S	6S	7S	8S	SchZt	LaufZt	v [m/s]	Schußbild
													14:01:35.5		START
4	1	S	2	6.3	6.3	6.3	6.3	6.3	===	===	===	00:59.7	00:15:35.1	0.00	●②●●●●
												00:59.7	00:15:35.1	0.00	TOTAL

## 107 PICKA Matej

F	R	M	St	1S	2S	3S	4S	5S	6S	7S	8S	SchZt	LaufZt	v [m/s]	Schußbild
													14:01:37.5		START
5	1	S	8	11.9	11.9	===	===	===	===	===	===	00:45.8	00:15:25.8	0.00	●●●●●●
												00:45.8	00:15:25.8	0.00	TOTAL

## 108 PLOEM Raymond

F	R	M	St	1S	2S	3S	4S	5S	6S	7S	8S	SchZt	LaufZt	v [m/s]	Schußbild
													14:01:39.2		START
3	1	S	7	16.3	16.3	16.3	16.3	16.3	===	===	===	00:46.5	00:15:20.7	0.00	②⑤●●●●
												00:46.5	00:15:20.7	0.00	TOTAL

## 109 DEPIL Andreas

F	R	M	St	1S	2S	3S	4S	5S	6S	7S	8S	SchZt	LaufZt	v [m/s]	Schußbild
													14:01:40.9		START
5	1	S	1	0.0	0.0	0.0	0.0	0.0	===	===	===	01:06.5	00:15:25.5	0.00	●●●●●●
												01:06.5	00:15:25.5	0.00	TOTAL

## 110 BERTHOLD Sebastian

F	R	M	St	1S	2S	3S	4S	5S	6S	7S	8S	SchZt	LaufZt	v [m/s]	Schußbild
													14:01:43.0		START
2	1	S	5	3.5	3.5	3.5	3.5	3.5	===	===	===	00:24.8	00:15:57.0	0.00	●●③④⑤
												00:24.8	00:15:57.0	0.00	TOTAL

## 111 PUT Janusz

F	R	M	St	1S	2S	3S	4S	5S	6S	7S	8S	SchZt	LaufZt	v [m/s]	Schußbild
													14:01:46.3		START
5	1	S	6	11.3	11.3	11.3	11.3	11.3	===	===	===	00:33.6	00:15:46.9	0.00	●●●●●●
												00:33.6	00:15:46.9	0.00	TOTAL



## 112 TITZE Sebastian

F	R	M	St	1S	2S	3S	4S	5S	6S	7S	8S	SchZt	LaufZt	v [m/s]	Schußbild
													14:01:48.6		START
3	1	S	3	<u>3.5</u>	3.5	<u>3.5</u>	3.5	<u>3.5</u>	===	===	===	00:33.5	00:15:41.3	0.00	● ② ● ④ ●
												00:33.5	00:15:41.3	0.00	TOTAL

## 113 CRUYBERGHS Dirk

F	R	M	St	1S	2S	3S	4S	5S	6S	7S	8S	SchZt	LaufZt	v [m/s]	Schußbild
													14:01:50.6		START
2	1	S	3	6.0	6.0	6.0	<u>6.0</u>	<u>6.0</u>	===	===	===	00:36.5	00:16:30.0	0.00	① ② ③ ● ●
												00:36.5	00:16:30.0	0.00	TOTAL

## 114 ROZSYPAL Jakob

F	R	M	St	1S	2S	3S	4S	5S	6S	7S	8S	SchZt	LaufZt	v [m/s]	Schußbild
													14:01:52.8		START
3	1	S	9	13.9	13.9	<u>13.9</u>	<u>13.9</u>	<u>13.9</u>	===	===	===	00:50.3	00:17:48.9	0.00	① ② ● ● ●
												00:50.3	00:17:48.9	0.00	TOTAL

## 115 LIBRA Milos

F	R	M	St	1S	2S	3S	4S	5S	6S	7S	8S	SchZt	LaufZt	v [m/s]	Schußbild
													14:01:54.7		START
2	1	S	8	13.6	13.6	13.6	<u>13.6</u>	===	===	===	===	00:43.2	00:17:56.0	0.00	① ② ③ ● ●
												00:43.2	00:17:56.0	0.00	TOTAL

## 116 BUSSENS Jorn

F	R	M	St	1S	2S	3S	4S	5S	6S	7S	8S	SchZt	LaufZt	v [m/s]	Schußbild
													14:01:56.4		START
2	1	S	7	<u>20.0</u>	20.0	20.0	20.0	<u>20.0</u>	===	===	===	00:48.6	00:17:57.4	0.00	● ④ ③ ② ●
												00:48.6	00:17:57.4	0.00	TOTAL

## 117 TOSIC Bransilav

F	R	M	St	1S	2S	3S	4S	5S	6S	7S	8S	SchZt	LaufZt	v [m/s]	Schußbild
													14:01:58.2		START
2	1	S	4	11.4	<u>11.4</u>	11.4	11.4	<u>11.4</u>	===	===	===	00:43.4	00:18:31.8	0.00	① ● ③ ④ ●
												00:43.4	00:18:31.8	0.00	TOTAL

## 118 ANDJELKOVIC Dalibor

F	R	M	St	1S	2S	3S	4S	5S	6S	7S	8S	SchZt	LaufZt	v [m/s]	Schußbild
													14:02:00.1		START
4	1	S	5	<u>11.0</u>	<u>11.0</u>	11.0	<u>11.0</u>	===	===	===	===	00:41.8	00:19:00.1	0.00	③ ● ● ● ●
												00:41.8	00:19:00.1	0.00	TOTAL

## 119 PLATTEAU Bram

F	R	M	St	1S	2S	3S	4S	5S	6S	7S	8S	SchZt	LaufZt	v [m/s]	Schußbild
													14:02:01.8		START
2	1	S	7	11.5	11.5	<u>11.5</u>	11.5	===	===	===	===	00:35.7	00:19:05.9	0.00	● ④ ● ② ①
												00:35.7	00:19:05.9	0.00	TOTAL

## 120 VAN CHAZE Tom

F	R	M	St	1S	2S	3S	4S	5S	6S	7S	8S	SchZt	LaufZt	v [m/s]	Schußbild
													14:02:03.5		START
5	1	S	6	<u>7.1</u>	<u>7.1</u>	<u>7.1</u>	<u>7.1</u>	<u>7.1</u>	===	===	===	00:34.3	00:19:00.9	0.00	● ● ● ● ●
												00:34.3	00:19:00.9	0.00	TOTAL

## 121 DJURIC Srdjan

F	R	M	St	1S	2S	3S	4S	5S	6S	7S	8S	SchZt	LaufZt	v [m/s]	Schußbild
													14:02:05.3		START
4	1	S	6	<u>10.3</u>	<u>10.3</u>	<u>10.3</u>	<u>10.3</u>	10.3	===	===	===	00:39.3	00:19:49.5	0.00	● ● ● ● ⑤
												00:39.3	00:19:49.5	0.00	TOTAL

## 122 SUROVEC Zdenek

F	R	M	St	1S	2S	3S	4S	5S	6S	7S	8S	SchZt	LaufZt	v [m/s]	Schußbild
													14:02:07.1		START
3	1	S	9	14.2	<u>14.2</u>	<u>14.2</u>	<u>14.2</u>	14.2	===	===	===	00:48.9	00:20:02.6	0.00	⑤ ● ● ● ①
												00:48.9	00:20:02.6	0.00	TOTAL

## 123 MEMELINK Mark

F	R	M	St	1S	2S	3S	4S	5S	6S	7S	8S	SchZt	LaufZt	v [m/s]	Schußbild
													14:02:09.2		START
3	1	S	5	14.6	<u>14.6</u>	<u>14.6</u>	<u>14.6</u>	14.6	<u>==.</u>	<u>==.</u>	<u>==.</u>	00:51.0	00:21:43.2	0.00	① ● ● ⑤ ● ●
												00:51.0	00:21:43.2	0.00	TOTAL